

## Online Payment in PhotoPrintMe (PPM)

23/03/2020

PhotoPrintMe platform offers different payment methods:



In the shop, counter payment (cash or card) / Pay online via PayPal, by Credit card and via Apple Pay & Google Pay

PhotoPrintMe platform offers different subscriptions **BASIC & PLUS**, to fit best to your business:

**BASIC** subscription: 110000PPM365RT first year included when you purchased the System.  
It is automatically activated when you register the system in [www.mecloudprinter.com](http://www.mecloudprinter.com).  
It includes cash payment in the shop.

**PLUS** subscription with **ONLINE** payment: 11PPM365PLUSRT  
Online payment has a different annual price than Basic-subscription.

**Frequently asked questions and answers (FAQ):**

Q1: How to acquire / request a PLUS Subscription?

A1: Please contact to whom you purchased the system, our Customer Service Department will manage as soon as they receive the order. The 'BASIC' subscription will be cancelled, the 'PLUS' subscription will be activated and **ONLINE** payment feature will be enabled inside the PhotoPrintMe administration setup page:

PhotoPrintMe

Welcome  
(supervisor)

Site data

Info

Terms & Conditions

Privacy Policy

Business Presentation

Business Footer

Edit Shop URL

Look & Feel

Points of sale

Profiles

Receipts

**Payment**

Payments data

Payments flow

Settings

Payment Methods

Enable or disable the available payment gateways for each profile and configure it's order flow.

Full

#cod

Orders flow



#paypal

Orders flow



#stripe


Orders flow



Q2: What is the price of 'BASIC' and 'PLUS'- subscription including **ONLINE** payment?

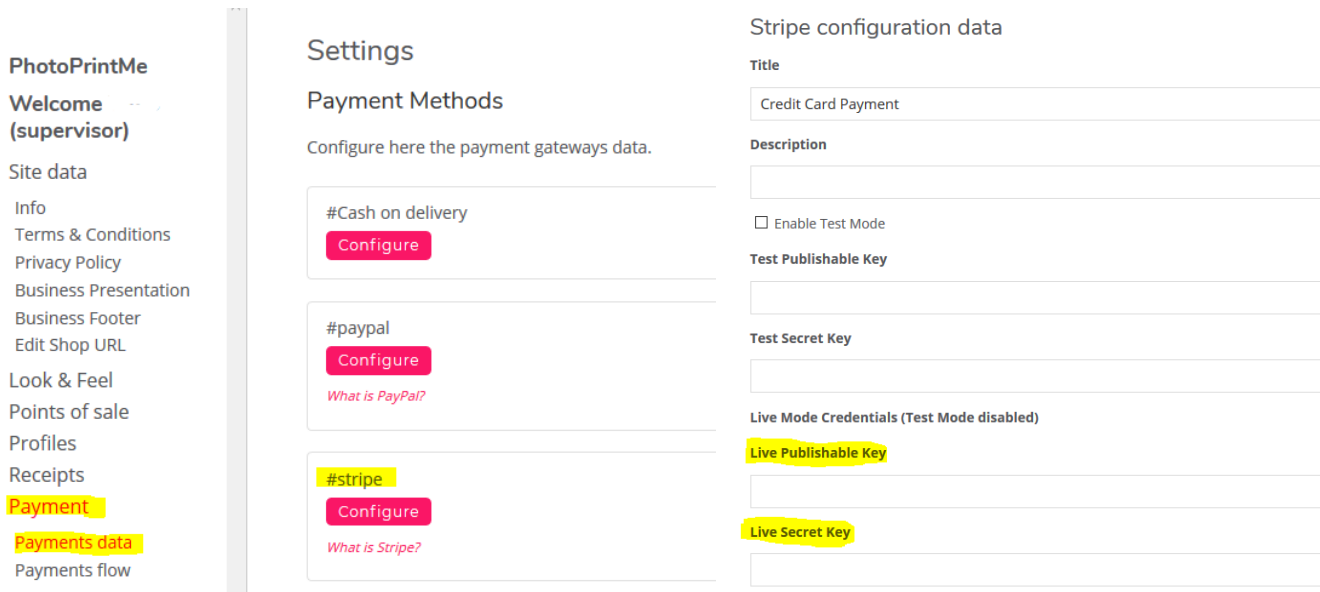
A2: **BASIC** subscription is called 110000PPM365RT, you pay 200€ per year.  
The first year is included when you purchase the system and is automatically activated when you register the system in [www.mecloudprinter.com](http://www.mecloudprinter.com)

**PLUS** subscription, including **ONLINE** payment you must acquire 11PPM365PLUSRT with cost of 350€ per year.  
150€ first year (200€ included when you purchased the System) and 350€ for upcoming years.



Q3: What is the Payment Gateway used in PhotoPrintMe Platform?

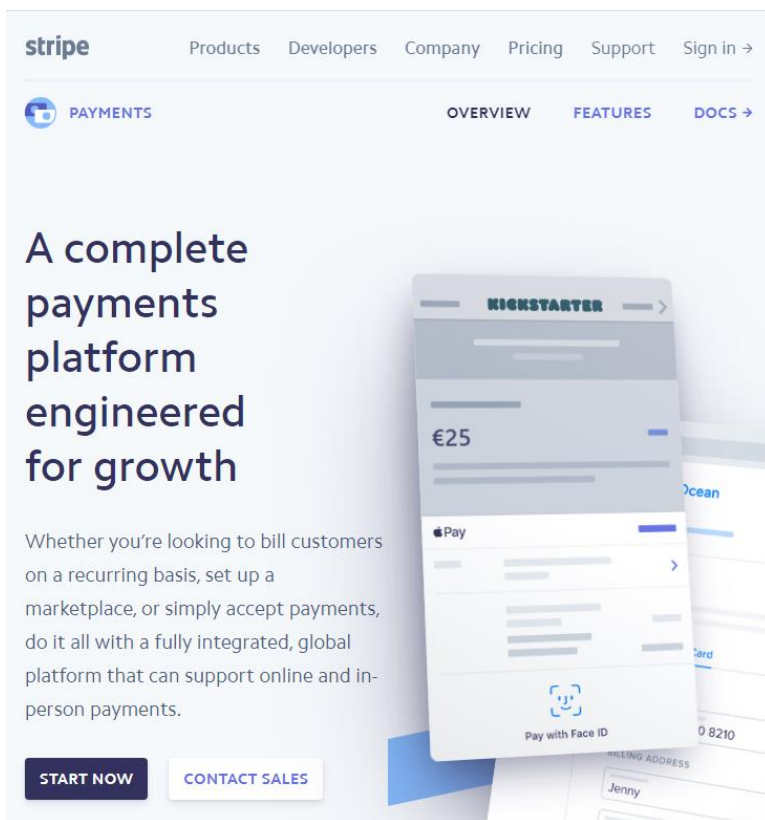
A3: We use STRIPE, this platform allows ONLINE payment with *Credit Cards, Apple Pay and Google Pay*



The screenshot shows the 'Settings' page for 'PhotoPrintMe'. On the left is a navigation menu with 'Payment' highlighted. The main content area is titled 'Settings' and 'Payment Methods', with a sub-header 'Configure here the payment gateways data.' Below this are three configuration cards: '#Cash on delivery', '#paypal', and '#stripe'. The '#stripe' card has a yellow highlight and a 'Configure' button. To the right, the 'Stripe configuration data' form is visible, with fields for 'Title' (Credit Card Payment), 'Description', 'Enable Test Mode' (checkbox), 'Test Publishable Key', 'Test Secret Key', and 'Live Mode Credentials (Test Mode disabled)'. The 'Live Publishable Key' and 'Live Secret Key' fields are highlighted in yellow.

Q4: How to create an STRIPE account to use Credit Card, Apple-Pay and Google-Pay?

A4: Please visit [www.STRIPE.com](http://www.STRIPE.com) ... all the process is ONLINE

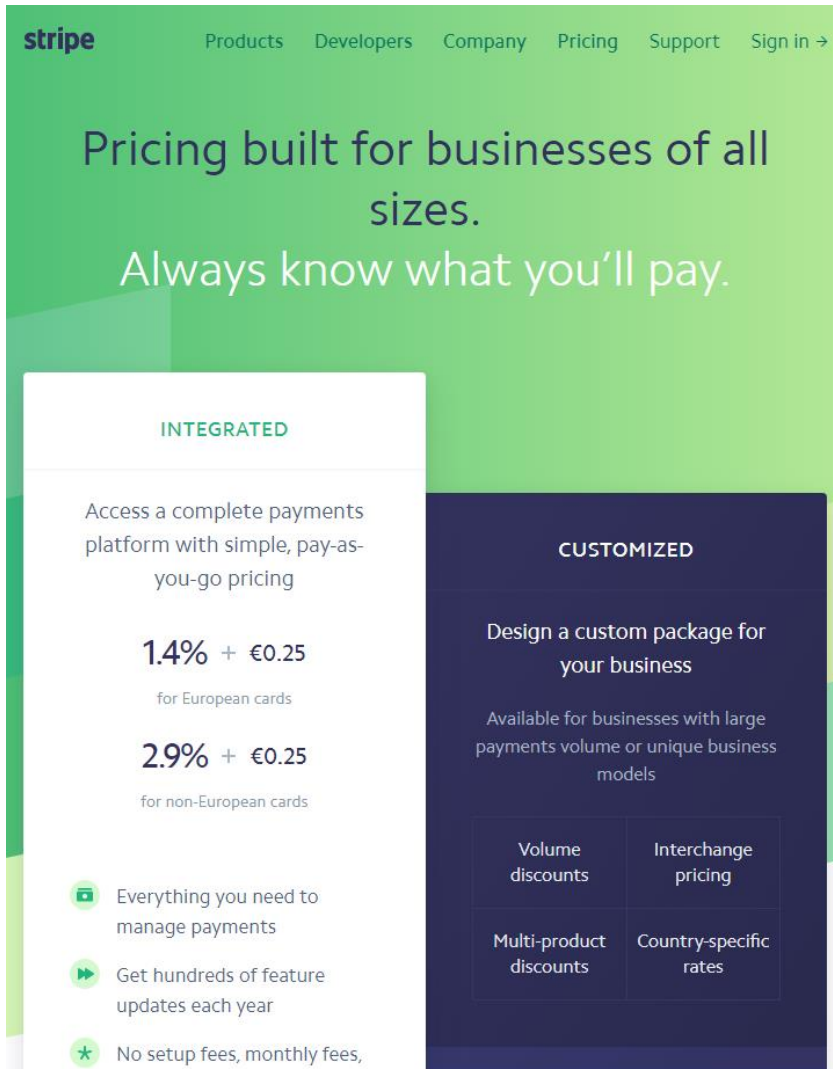


The screenshot shows the Stripe website homepage. The navigation bar includes 'stripe', 'Products', 'Developers', 'Company', 'Pricing', 'Support', and 'Sign in'. Below the navigation is a 'PAYMENTS' section with 'OVERVIEW', 'FEATURES', and 'DOCS' links. The main headline reads 'A complete payments platform engineered for growth'. Below this is a paragraph: 'Whether you're looking to bill customers on a recurring basis, set up a marketplace, or simply accept payments, do it all with a fully integrated, global platform that can support online and in-person payments.' At the bottom are 'START NOW' and 'CONTACT SALES' buttons. The background features a smartphone displaying a payment interface for 'KICKSTARTER' with a '€25' amount and an 'Apple Pay' button, and a document showing a 'BILLING ADDRESS' for 'Jenny'.



Q5: What is STRIPE commission scheme?

A5: Please visit [www.STRIPE.com](http://www.STRIPE.com) ... basically it's 1.4% + 0.25€ per transaction.  
Please note that you can setup a minimum amount per order in PhotoPrintMe platform, to cover those costs.



The screenshot shows the Stripe website's pricing page. At the top, there is a navigation bar with the Stripe logo and links for Products, Developers, Company, Pricing, Support, and Sign in. The main heading reads "Pricing built for businesses of all sizes. Always know what you'll pay." Below this, there are two main pricing sections: "INTEGRATED" and "CUSTOMIZED".

**INTEGRATED**

Access a complete payments platform with simple, pay-as-you-go pricing

**1.4% + €0.25**  
for European cards

**2.9% + €0.25**  
for non-European cards


- Everything you need to manage payments
- Get hundreds of feature updates each year
- No setup fees, monthly fees,

**CUSTOMIZED**

Design a custom package for your business


Available for businesses with large payments volume or unique business models

Volume discounts	Interchange pricing
Multi-product discounts	Country-specific rates




Q6: How to create a PayPal account to use PayPal payment?

A6: Please visit [www.PAYPAL.com](http://www.PAYPAL.com) ... all the process is ONLINE



The PayPal business account: solutions benefits [That's how it's done](#) fees

## It's that easy to start with PayPal



- 1 Open a free [PayPal business account](#) .
- 2nd Choose your PayPal solution.
- 3rd Integrate PayPal into your shop – through a partner or independently.

Q7: What is PayPal commission scheme?

A7: Please visit [www.PAYPAL.com](http://www.PAYPAL.com) ... basically it's 2.49% + 0.35€ per transaction.


## Simple solution - transparent price

With PayPal you will not experience any surprises: Your PayPal business account is always free and we only charge a fee when you sell or receive money. Under certain conditions you benefit from individual dealer conditions.

---

<2,000 € monthly turnover ▼

**2.49%** + € 0.35 per domestic transaction



Q8: How can PayPal been used with PhotoPrintMe platform?

A8: To use PayPal, the information created in your PayPal account needs to be inserted here

**PhotoPrintMe**

Welcome (supervisor)

Site data

- Info
- Terms & Conditions
- Privacy Policy
- Business Presentation
- Business Footer
- Edit Shop URL
- Look & Feel
- Points of sale
- Profiles
- Receipts
- Payment**
- Payments data**
- Payments flow

### Settings

#### Payment Methods

Configure here the payment gateways data.

#Cash on delivery

[Configure](#)

#paypal

[Configure](#)

What is PayPal?

#stripe

[Configure](#)

What is Stripe?

#### PayPal configuration data

Title

Description

**PayPal email**

**API username**

**API password**

**API signature**

[Save](#)

During the checkout process in PPM, your customer will see the different payment options listed:

Product	Total
Photos 6x20inch Panorama . 5 <a href="#">Edit</a> Frames: No frame	€15.00
<b>Subtotal</b>	<b>€15.00</b>
<b>Total</b>	<b>€15.00</b>

- Pay in the Shop (Cash or Bank Card)
- PayPal Payment What is PayPal?
- Pay by using PayPal Plattform
- Credit Card Payment

Card Number \*

Expiry Date \*

Card Code (CVC) \*

I agree that my personal data is used for commercial purposes. (optional)

Your personal data will be used to process your order and provide you a better purchase experience. We will not spam you nor share your data. If you want more information, please read our [privacy policy](#). (optional)

I have read and I agree with [terms and conditions](#). (optional)

[Modify order](#)

[Accept](#)